

NOT CURRENTLY EMPLOYED FACTS

Unemployed, Homemakers, and Retirees

- Those Willing to Enter/Re-enter Employment

Unemployed:

- ▶ 80.0% (estimated 248) unemployed are willing to accept employment;
- ▶ 66.7% became unemployed within the last year;
- ▶ 70.0% held full-time positions in their previous employment;
- ▶ The majority are seeking employment in the professional, technical, & production occupations;
- ▶ 60.0% expressed interest in seasonal, and 70.0% in temporary opportunities;
- ▶ 31.7% interested in working a variety of work schedules (combinations of 2nd, 3rd or split shifts)

Age & Gender

- ▶ Average age is 37 years old;
- ▶ 55.0% are male, 45.0% are female;

Education & Training

- ▶ 60.0% have some post high school education, 15.0% have an associate degree, and 15.0% have an undergraduate degree;
- ▶ Fields of emphasis include: animal science, accounting, insurance, nursing, cosmetology, and social sciences;

Wages

- ▶ Estimated wage range to attract the most qualified applicants is \$10.00 to \$10.25/hr.;

Job Search Techniques

- ▶ Primary methods for seeking employment opportunities is through local Iowa Workforce Development Centers, the Internet, local newspapers, regional newspapers, and through networking with friends, family, and acquaintances;

Commuting

- ▶ Willing to commute an average of 29 miles one way for the right opportunity;

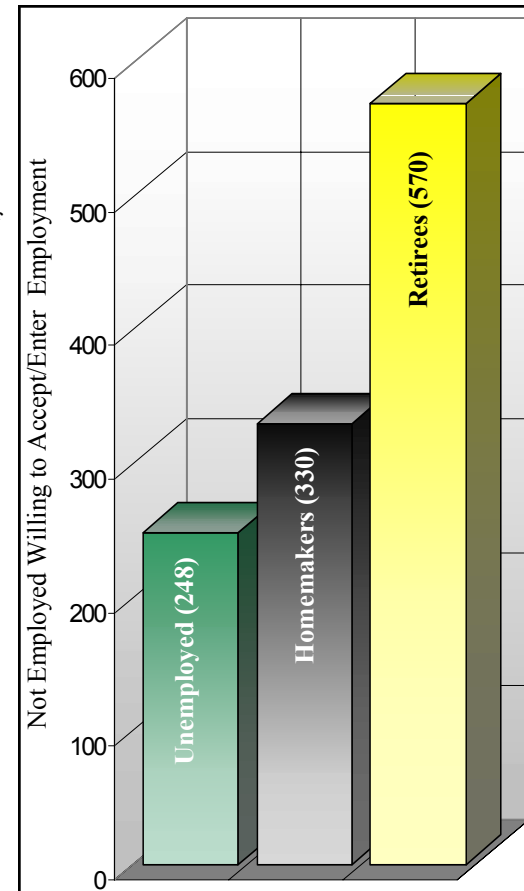
Benefits

The unemployed are seeking the following benefits in an employment offer:

- ▶ 83.3% health insurance, 55.6% pension/retirement options, 44.4% paid vacation, 16.7% paid sick leave, 16.7% paid holidays, and 16.7% dental coverage.

Homemakers and Retirees:

- ▶ For additional details on the Homemakers and Retirees, contact Greene County Development Corporation.



2004

Greene County Laborshed Analysis



For Customized Industry Information Contact:

Greene County Development Corporation
 220 N Chestnut St, Jefferson, IA 50129
 Phone: 515-386-8255; Fax: 515-386-2156
 E-mail: rmorain@gcdciowa.com
www.gcdciowa.com

www.gcdciowa.com



This information is compiled by the Workforce Research Bureau of Iowa Workforce Development (IWD),
 1000 E. Grand Avenue, Des Moines, Iowa 50319-0209, (515) 281-4896.
www.iowaworkforce.org

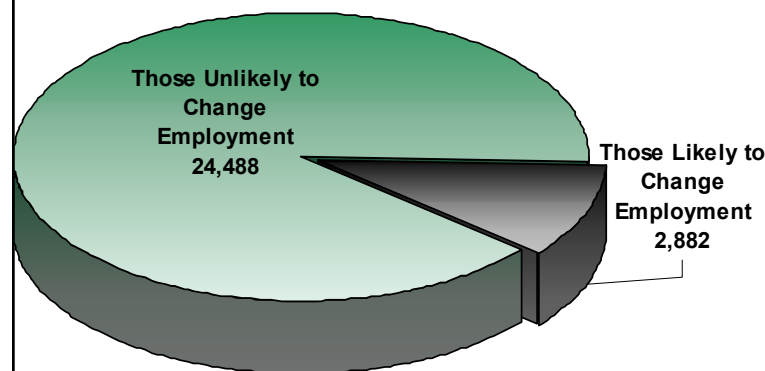
CURRENTLY EMPLOYED FACTS

What Is a Laborshed?

A Laborshed is defined as the area or region from which an employment center draws its commuting workers. To determine the approximate boundaries of the Greene County Laborshed area, local employers supplied the ZIP code listings of where each of their employees reside. This Laborshed analysis addresses underemployment, the availability and willingness of current and prospective employees to change employment within the workforce, current and desired occupations, wages, hours worked, and distance willing to commute to work.

Employed

Total Potential Labor Force (Employed): 27,370



Median Wages and Salary:

Industry	Median Wage and Salary	
	Non Salary (per hour)	Salary (per year)
Agriculture	\$ 10.00	\$ 42,500.00
Construction	\$ 16.00	\$ 42,000.00
Manufacturing	\$ 13.00	\$ 50,000.00
Transportation, Communication, and Utilities	\$ 15.38	\$ 57,500.00
Wholesale & Retail Trade	\$ 8.00	\$ 26,000.00
Professional Svcs, Finance, Insurance & Real Estate	\$ 10.25	\$ 65,000.00
Health Care & Social Services	\$ 9.72	*
Personal, Entertainment & Recreational Services	\$ 9.09	*
Public Administration & Government	\$ 13.00	\$ 36,000.00
Education	\$ 10.99	\$ 37,500.00

* Insufficient survey data to provide medians

- ▶ 72.1% are full-time, 13.7% part-time, 13.4% self-employed, and 0.9% seasonal/temporary;
- ▶ 27.8% are employed in production/construction occupations;
- ▶ 56.4% have some level of education beyond high school, 11.4% have an associate degree, 20.8% have an undergraduate degree, and 6.8% have a post graduate degree;
- ▶ 50.7% are male and 49.3% are female;
- ▶ Average age is 45 years old;
- ▶ Currently commuting an average of 13 miles one way for employment opportunities.

Employed

- Those Willing to Change Employment

Educational Degrees/Fields of Study/Certifications/Vocational Trades:

Fields of Study	% of Laborshed
Business & Public Administration/Marketing/Support	29.4%
Vocational Trade	15.7%
General Studies/Liberal Arts	11.8%
Education	9.8%
Social Sciences	9.8%
Healthcare/Medical Studies	7.9%
Computer Application/Technology	7.8%
Agriculture	7.8%

Availability in Greene County Laborshed Area

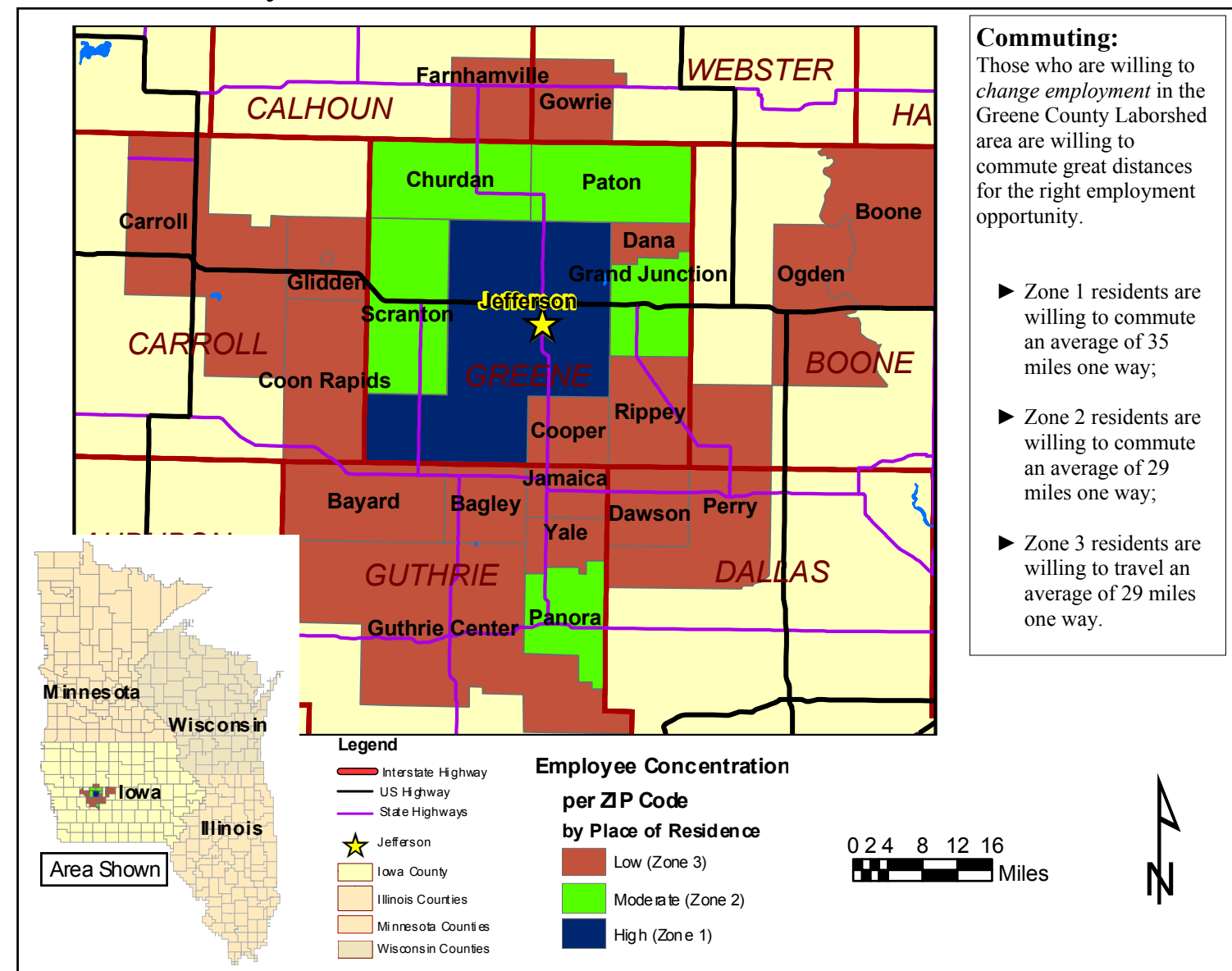
- ▶ Estimated number of individuals very likely or somewhat likely to change employment: 2,882;
- ▶ Average age 42 years old;
- ▶ 55.1% have education/training beyond high school, 13.3% have an associate degree, & 16.3% have an undergraduate degree, & 6.1% have postgraduate degree;
- ▶ 25.3% are currently working in production/construction occupations;
- ▶ Men likely to change employment desire an hourly wage of \$11.38/hr. Females desire an hourly wage of \$10.00/hr.;
- ▶ 24.6% expressed an interest in working a variety of work schedules (i.e. combinations of 2nd, 3rd or split shifts).

Out-commuters: (651 Potential Available Labor)

Out-commuters are defined as people who are employed, live in Zone 1, and commute to other communities for employment.

- ▶ 40.0% (260 people) of those commuting out of Zone 1 for employment are willing to change employment;
- ▶ Out-commuters are currently commuting an average of 34 miles one way employment;
- ▶ Current median salary is \$30,000/yr.;
- ▶ Primarily employed in healthcare/social services, education, & construction occupations;
- ▶ Average age is 44 years old;
- ▶ 70.0% have education/training beyond high school; 16.7% have associates degree, 26.7% have undergraduate degree, & 20.0% have a postgraduate/professional degree.

Greene County Laborshed Area



Commuting:

Those who are willing to change employment in the Greene County Laborshed area are willing to commute great distances for the right employment opportunity.

- ▶ Zone 1 residents are willing to commute an average of 35 miles one way;
- ▶ Zone 2 residents are willing to commute an average of 29 miles one way;
- ▶ Zone 3 residents are willing to travel an average of 29 miles one way.

Employed

- Those Willing to Change Employment Continued...

Industrial Classification

Industry	% within Laborshed
Health Care/Social Services	16.3%
Manufacturing	13.3%
Retail Trade	12.2%
Education	11.2%
Transportation, Communications, Public Utilities	9.2%
Finance, Insurance, Real Estate	8.2%
Public Administration, Government	7.1%
Agriculture/Forestry/Mining	5.1%
Construction	5.1%
Entertainment & Recreation	5.1%
Personal Services	3.1%
Professional Services	2.0%

Underemployed:

The underemployed are comprised of individuals who are underemployed due to inadequate hours (those working less than 35 hours/week but desiring more hours), low income (those working at wages equal to or less than the national poverty level), and/or mismatch of skills (those who are working in positions that do not meet their skill or education levels or worked for higher wages at a previous employment). Individuals may be underemployed for more than one reason; but are only counted once.

- ▶ 1.7 percent (approximately 49 people) are underemployed due to inadequate hours;
- ▶ 4.0 percent (approximately 115 people) are underemployed due to a mismatch of skills;
- ▶ 2.0 percent (approximately 58 people) are underemployed due to low income;
- ▶ Total estimated underemployment for the Greene County Laborshed area is 7.4 percent.